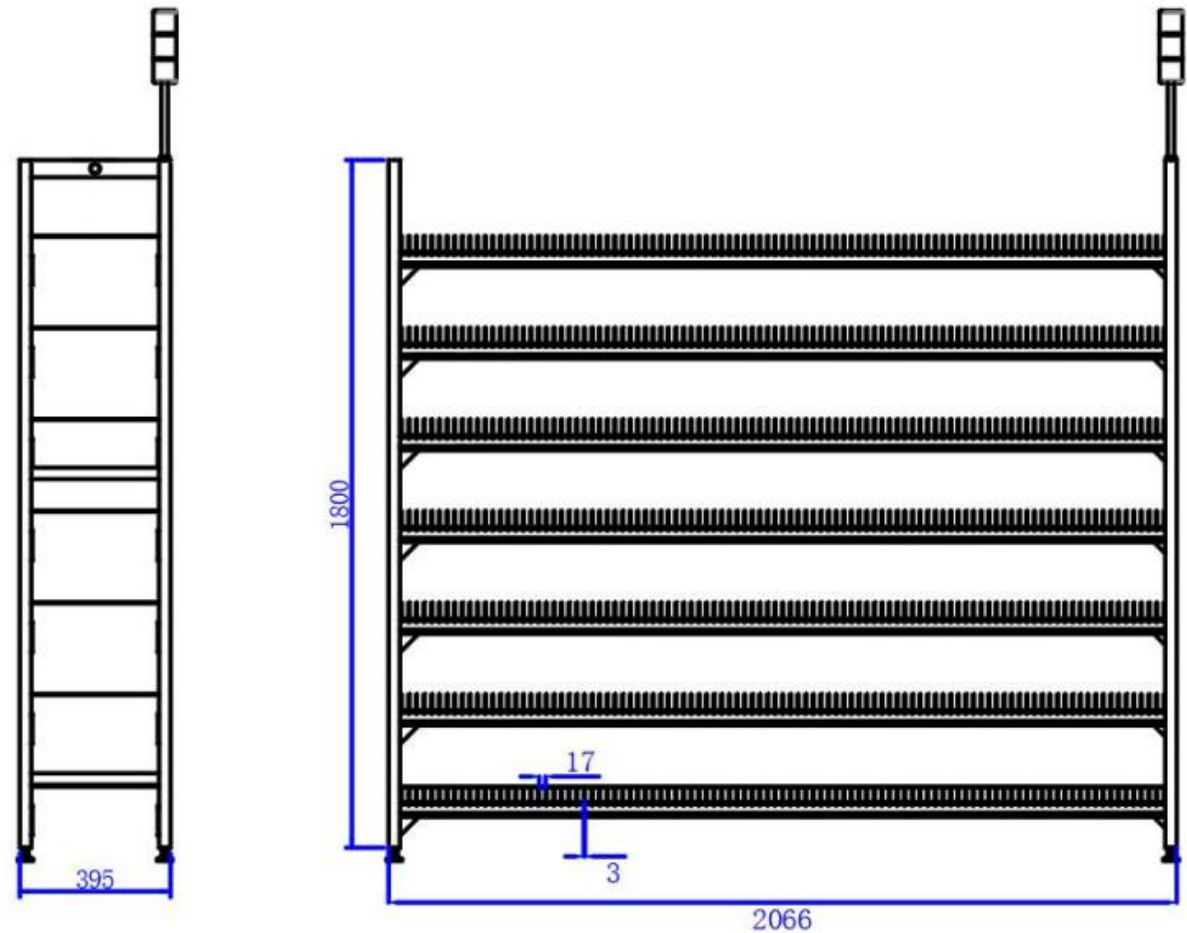


SIR7000B SMT Intelligent Reel Storage Torley

Specification	Describe
Installation method	fixed
Model	SIR7000B
Size (L*W*H)	2070mm*400mm m*1800mm
Applicable reel size	7inch(thickness \leq 13)
Capacity for reel	1624
Layer	7
Usable Surface	Double Sided



SIR7000B SMT Intelligent Reel Storage Torley

Specification	Describe
Power	220V (DC12V adapter)
Maximum operating current	<7000mA
Total power	<100W
Communication method	Support wired (485 communication bus), no more than 200 meters transmission distance
Electrical protection	Overcurrent, overvoltage protection, anti-surge
Top light	2
Lighting mode	7 color modes



SIR7000B SMT Intelligent Reel Storage Torley



Operation Process

Materials upload



Scan material barcode



Scan code for any empty location



The empty position lights up, prompting to put materials



Atuo recommend the next available location

Material Outbound Operations

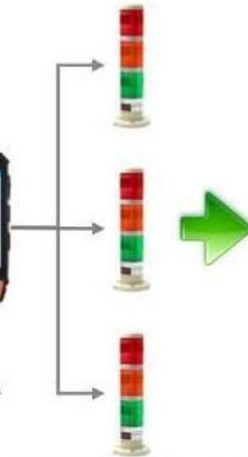
Interfacing with ERP data



Manual Excel import



PDA



Shelf signal positioning



Picking according to different color signals

Move Material Truck Feeding And Production Line

Material station table

The warehouse sends materials according to the light

- Distribute according to the line of T / B plane
- Install on the feeder, error-proof check
- Issue a work order




PDA



Scan the code out of the warehouse and review

4

3

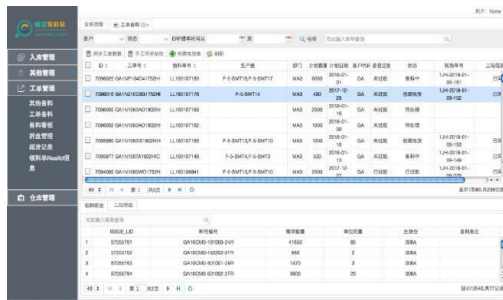


Loading material on the Removable material shelf

Material Management Software

Warehouse management software is a web-based warehouse processing system (WMS) that provides professional flexible, efficient, and accurate electronic material management functions.

Warehouse management software connects to ERP / MES production system, provides convenient fuzzy search function, rich management report, first in first out, end of day management, material optimal calculation and multi-warehouse classification, material distribution by station, continuous work order etc.



PC operation interface



PDA scanner operation interface

System interface:

Support XML, CSV, Excel and other file interface formats
Support Oracle, MS SQOL, MySQL and other mainstream databases
Support both automatic docking and manual docking

Function extension:

PDA mobil terminal
Barcode management and printing
SMT machine shortage automatic notification
Inventory electronic ord interface
X-Ray point machine data access
Automatic labeling machine data access

Software function:



Feature of Shelf

Structural dynamic adjustment:

1. The storage position can be flexibly adjusted in width, supporting multiple specifications (7/13/15 inch) dynamic adjustment of materials of different thickness
2. Scan code on PDA supports merge and split storage locations
3. LED lights corresponding to the location adjustment dynamic binding related position

Take out the partition net to be adjusted



1

Adjust width dynamically according to material thickness



2



4

LED Indicator automatically
combined display



3

The library location is
dynamically bound

PDA scan location code, merge location

Safe and reliable control:

Each material rack is equipped with an industrial PC (optional), no series connection and flying wire connection are required, and wiring and layout are more flexible
TCP / IP communication, support network cable connection, and support wireless 2.4 / 5G at the same time, the response speed is faster;
The wiring in the shelf is connected through the wiring board, the wiring is clear, and there is no manual method such as adhesive tape and heat shrinkable tube;

Flexible interface expansion:

Flexible connection with multiple business systems, SAP/Oracle/hopFlow and many other well-known ERP/MES success cases;
Provide HTTP + JSON secondary development interface, cross-platform multi-language support;

Software function expansion:

For the production mode of small batch multi-work orders, it provides functions such as sending materials by station / fast online material search / work order continuous hitting;
Can be connected to a variety of smart devices (X-Ray counting machine / automatic labeling machine / task kanban) to empower the smart factor

Module	NO.	Function name	Function detail	Remark
Scan the code in and out of the warehouse	1	scan the code warehousing (specify)	1.Submit warehousing documents and generate warehousing information	The storage location of the goods is randomly assigned by the system
			2.The system automatically selects the location and lights up	
			3.The light goes off after scanning the product barcode	
	2	scan the code warehousing (random)	1.Submit warehousing documents and generate warehousing information	The warehouse location is randomly selected by the warehouse staff
			2.Randomly select a location in the warehouse and scan the location in the warehouse	
			3.Scan the barcode of the goods into the warehouse	
3	scan the code warehousing	1.Import the material preparation list and generate the outbound list	Follow the FIFO principle. Standard version does not include cargo analysis and mantissa processing	
		2.System batch lights		
		3.Turn off the lights after scanning the barcode		
Manual in and out	1	Manual storage	1.Enter the location and material information, light up	
			2.Scan the reel barcode into the warehouse, the light is off	
	2	Manual delivery	1.Enter the location, the material information lights up	
			2.Scan the reel barcode for storage, the light is off	

Module	NO.	Function name	Function detail	Remark
Data search	1	Tlit when loading goodshe warehouse light is fully	Click on the goods list ""light up"" button to light up all the goods on the shelves	
	2	All the lights of the storage space of the goods on the shelves are off	Click on the goods list ""light"" button, all the goods on the shelves lights out	
	3	Light up the vacant storage space	Retrieve the list of space bank spaces and click the ""Light Up"" button. All hollow storage spaces are lit up	
	4	Vacant storage space light is off	Retrieve the list of vacant storage spaces and click the ""Lights Out"" button, all the vacant storage spaces will be extinguished	
	5	All lights in the warehouse are up	Click on the ""Light Up"" button in the inventory list to light up all inventory spaces	
	6	All lights in the warehouse are out	Click on the ""Lights Out"" button in the inventory list, all the lights in the inventory will go out	
	7	Material Search Function	Choose to search according to material name, material code, shelf, warehouse location and other conditions	
	8	Material search results light up	According to the material query results, click on the list of ""light"" to light up the query results warehouse lights	
Data search	1	Tlit when loading goodshe warehouse light is fully	Click on the goods list ""light up"" button to light up all the goods on the shelves	
	2	All the lights of the storage space of the goods on the shelves are off	Click on the goods list ""light"" button, all the goods on the shelves lights out	
	3	Light up the vacant storage space	Retrieve the list of space bank spaces and click the ""Light Up"" button. All hollow storage spaces are lit up	
	4	Vacant storage space light is off	Retrieve the list of vacant storage spaces and click the ""Lights Out"" button, all the vacant storage spaces will be extinguished	
	5	All lights in the warehouse are up	Click on the ""Light Up"" button in the inventory list to light up all inventory spaces	

Module	NO.	Function name	Function detail	Remark
Scan the code in and out of the warehouse	1	scan the code warehousing (specify)	1. Submit warehousing documents and generate warehousing information	The storage location of the goods is randomly assigned by the system
			2. The system automatically selects the location and lights up	
			3. The light goes off after scanning the product barcode	
	2	scan the code warehousing (random)	1. Submit warehousing documents and generate warehousing information	The warehouse location is randomly selected by the warehouse staff
			2. Randomly select a location in the warehouse and scan the location in the warehouse	
			3. Scan the barcode of the goods into the warehouse	
3	scan the code warehousing	1. Import the material preparation list and generate the outbound list	Follow the FIFO principle. Standard version does not include cargo analysis and mantissa processing	
		2. System batch lights		
		3. Turn off the lights after scanning the barcode		
Manual in and out	1	Manual storage	1. Enter the location and material information, light up	
			2. Scan the reel barcode into the warehouse, the light is off	
	2	Manual delivery	1. Enter the location, the material information lights up	
			2. Scan the reel barcode for storage, the light is off	

Module	NO.	Function name	Function detail	Remark
Data search	9	Material search results in extinguished lights	According to the material search results, click on the list ""Extinguish Lights""	
	10	Material search result selection light up	According to the material search results, check part of the material click on the list ""light"", light up the query results and check the library lights	
	11	Material search results choose to extinguish the light	Material query results in choosing to turn off the lights	
	12	Inbound and outbound search records	Select the material, date, type of access, and other conditions to search for access records	
	13	Export EXCEL function	System all list query results exported to EXCEL	
Settings	1	Database connection settings	Connect to database, support SQL2014.SQL2016	
	2	Device connection settings	Set serial port number and baud rate	
	3	Refresh the server	Refresh the server and clear the cache	
Master Data	1	Material and storage base	Import material information and bind it to the warehouse location	
	2	Library table maintenance	Add, modify, delete library information	
Users & Permissions	1	User Management	Add, delete, modify users	
	2	Permission Management	Search permissions, data permissions, function permissions, etc.	



Before Use



After Use



Shenzhen Southern Machinery Sales And Service Co.,Ltd

1. One-stop Shopping, Providing Quality Smt Peripheral Equipment,
2. Experienced Engineers Provide After-sales Installation & Training Services.
3. Customized Solutions.
4. All Equipment Has Ce Certification, Ul Certification.RoHS Certification
5. Provide Sea Freight, Customs Clearance Delivery Service. Buying Ai Smt Accessories Free Shipping.

OUR CLIENTS



Schneider
Electric

JABIL

EATON

JUKI[®]

LITEON[®]

FOXCONN[®]



清华大学
Tsinghua University

www.smthelp.com